

Dear Families,

Welcome to Pre-K at Mother Seton School. Here is a list of concepts to work on over the summer with your child, so he/she is ready for Pre-K. We are looking forward to a wonderful 2018-2019 school year!

Here are the concepts to work on with your child over the summer:

*Recognizing their first name

*Practice writing their first name with correct pencil grip (see attached sheets for help with this)

*Singing or Reciting the alphabet

*Identifying colors (red, orange, yellow, green, blue, purple, pink, black, brown)

*Identifying basic shapes (square, circle, triangle, rectangle)

*Counting to 10

Thank you for your help with getting your child ready for Pre-K!

Sincerely,

The Pre-K Team at Mother Seton School

Dear Parent:

Your child is learning to write manuscript letters. The Zaner-Bloser manuscript style alphabet is the most widely used alphabet in classrooms across the United States. Most of the major spelling series use this alphabet. Manuscript writing is taught before cursive writing for several very important reasons:

- manuscript writing more closely resembles the type on the printed page, and therefore one alphabet serves for both reading and writing.
- the letters are made with straight lines and circles and are easy for the young child to learn.
- using manuscript until the finer muscles are developed allows your child to be successful at once in recording his or her own thoughts.
- research shows that mastery of manuscript writing prepares the child for a successful and easy transition to cursive writing.

It is important for your child to have a good model of manuscript writing available when writing at home. It is also essential to stress the importance of correct paper position and pencil position.

You will want to have a copy of the Zaner-Bloser alphabet readily available. Enclosed are a copy of the manuscript alphabet and illustrations of correct pencil position and paper position for your use. The manuscript alphabet is not shown in the size that the students will write, but it will serve as a guide for correct letter formation.

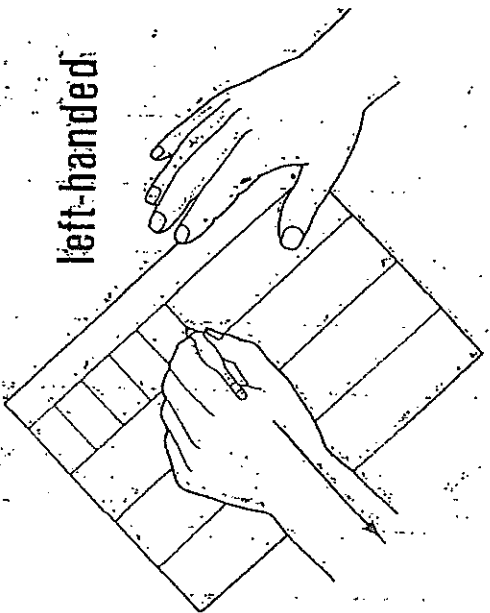
Handwriting instruction strives to achieve fluent, legible writing. Effective written communication is, of course, the final goal.

Sincerely,

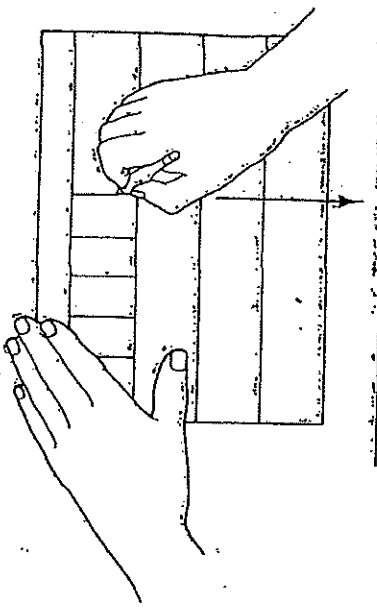
Mrs. Kroje

PAPER POSITION for MANUSCRIPT WRITING

left-handed



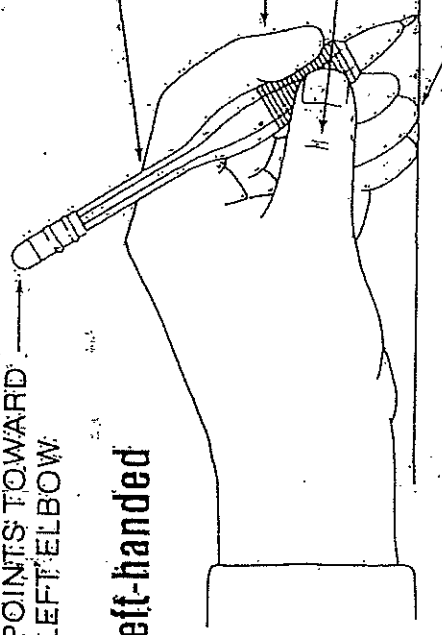
right-handed



HOW TO HOLD YOUR PENCIL

POINTS TOWARD LEFT ELBOW

left-handed



POINTS TOWARD RIGHT SHOULDER

right-hand

