

SUMMER SKILLS

For Success

May 15, 2018

Dear Parent (s),

Soon your child will be enjoying their first grade year. During the summer we promote a healthy balance for our students, with the main objective of the break being to rest, rejuvenate, and spend time with family and friends. While we advocate a robust respect for time and balance, educational research indicates that the equivalent of at least one month of learning loss can take place during the summer months (Cooper et al, 2003). You may have heard this referred to as the "Summer Slide". To protect your child's academic growth, you will find attached required practice for some of the important academic skills that were learned this year. The booklet has one page (front and back) to be completed each week. In addition, we have enclosed a helpful list of things your First Grader should be doing upon entry into school next year. We recommend that you create a routine encompassing these activities, so that the practice is well paced and meaningful. By doing so, you can further ensure that your child is confident and prepared as he/she enters the next school year in August. The completed packet should be returned the first week of school in first grade.

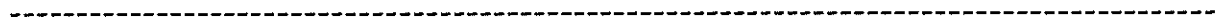
What First Graders Should Be Doing...

- Use handwriting lines correctly (words should rest on the line without hovering or slanting off the line)
- Use alphabet at home for correct letter and number formation
- Correct and recognize reversals
- Write first and last name in lowercase letters, except for the first letter of each part of their name
- Only capitalize important names and words
- Use phonetic spelling to write words and simple sentences
- Use finger spaces between words
- Read simple sight words (word list provided in Kindergarten)
- Know all number words, color words, pronouns, and simply family words in context
- Know how many days are in a week, months in a year, and seasons in a year (and be able to name them)
- Know complete name and personal address including phone number, address, city, state, and birthday (complete with year of birth)

- Be able to tell before and after (numbers, seasons, months, days of the year, letters). Be comfortable with sequences.
- Know family information (parents' names, parents' occupations)
- Know all simple shapes
- Know the alphabet, the letter names, the letter sounds, and which ones are vowels
- Know the difference between consonants and vowels, why vowels are important, and be able to tell you the two sounds each vowel makes (long and short sounds)
- Tie shoelaces
- Use correct pencil grip
- Ask complete questions and be able to answer who, what when, why, where, and how questions with the correct answer
- Be able to follow three step oral directions in order (first, brush your teeth, then get changed for bed, and finally get your clothes out for tomorrow)
- Begin feeling comfortable working alone and gaining independence (on projects, homework, reading)

Please sign and return to school by May 25th. Thank you for your commitment to your child's education and success at Mother Seton School. Enjoy your summer and we look forward to seeing you in First Grade!


Please detach and return:



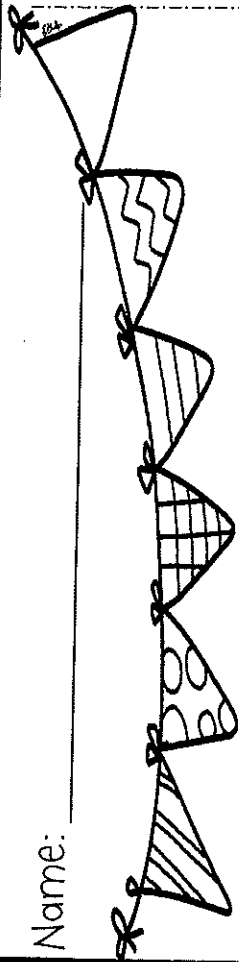
I acknowledge I have received the Summer Skills packet. The completed packet will be returned to my child's First grade teacher the first week of school 2018.

_____ (child's name)

Parent Signature and Date



Name: _____



Math

Write the missing numbers. Use the number line to help you.



1	2		4		10
6		8			
	12		14		
	17				20

Language Arts

Look at each set of letters. Write the missing letter for each set.

A, B, __, D

G, H, __, J

T, __, V, W

E, F, G, __

I, J, __, L

Q, __, S, T

J, K, __, M


N, __, O, P

Reading

Read the story, then answer the questions.

My Cat

I have a cat. My
cat's name is Gus.
Gus is a white cat.
He is a big cat. Gus
sits on a mat. I
love my cat.



1. What is the name of the cat?

2. What color is the cat?

Writing

Start each sentence with a capital letter and end it with a punctuation mark.



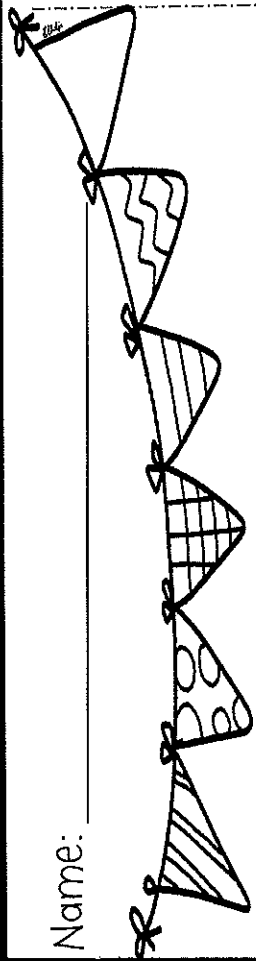
Write a story about what you did this week.
Then draw a picture to match your story.

First, _____

Then, _____

Last, _____

Name: _____



Math

Write the missing numbers. Use the number line to help you.



1, 2, __, 4

15, __, 17, 18

9, 10, __, 12

6, __, __, 9

3, 4, __, 6

5, __, 7, 8

17, 18, 19, __

11, __, 13, 14

Language Arts

Write the lower case letter to match each capital letter.

A a

F

B

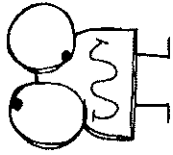
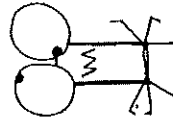
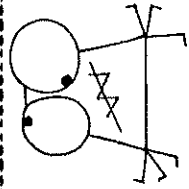
Q

D

R

G

E




Week 2

Reading

Read the story, then answer the questions.

The Dog

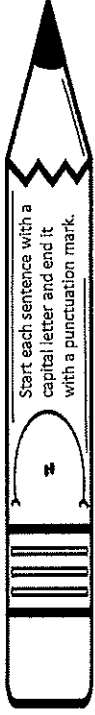
I saw a dog at the park. The dog was brown. It had a white tail. The dog runs fast. I want to take the dog home.



1. What did I see?

2. What color is the dog's tail?

Writing



Start each sentence with a capital letter and end it with a punctuation mark.

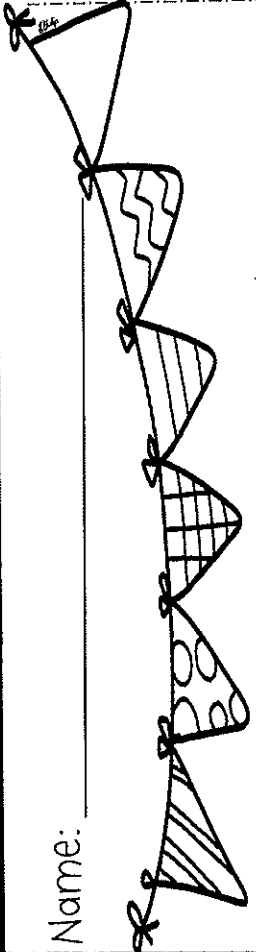
Write about something funny that happened.
Then draw a picture to match your story.

First, _____

Then, _____

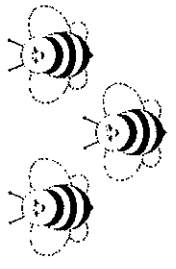
Last, _____

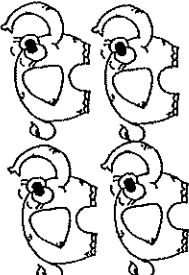
Name: _____

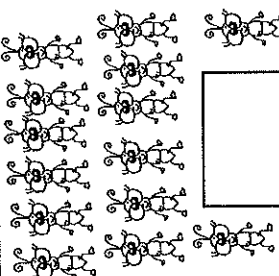



Math

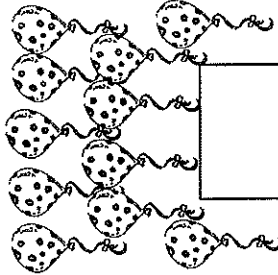
Count each set of items. Write how many there are in each box.

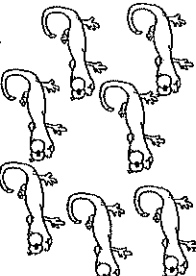
	<input type="text" value="3"/>
---	--------------------------------


	<input type="text"/>
---	----------------------


	<input type="text"/>
---	----------------------

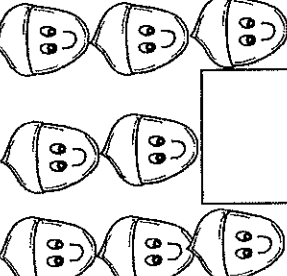
	<input type="text"/>
--	----------------------

	<input type="text"/>
--	----------------------

	<input type="text"/>
--	----------------------

	<input type="text"/>
---	----------------------

	<input type="text"/>
---	----------------------

	<input type="text"/>
---	----------------------

Language Arts

Write the capital letter to match each lower case letter.

a	A
---	---

t	_____
---	-------

e	_____
---	-------

i	_____
---	-------

b	_____
---	-------

r	_____
---	-------

d	_____
---	-------

h	_____
---	-------

y	_____
---	-------

q	_____
---	-------

j	_____
---	-------

o	_____
---	-------



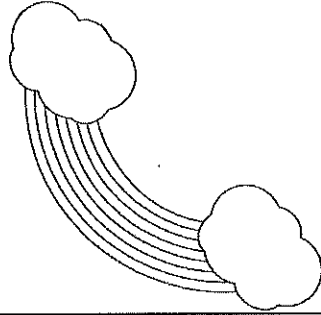
Week 3

Reading

Read the story, then answer the questions.

The Rainbow

It is sunny today. I see a rainbow up in the sky. It has red, orange, yellow, green, blue, and purple stripes.



1. Where is the rainbow?

2. Are the colors stripes or dots?

Writing



Start each sentence with a capital letter and end it with a punctuation mark.

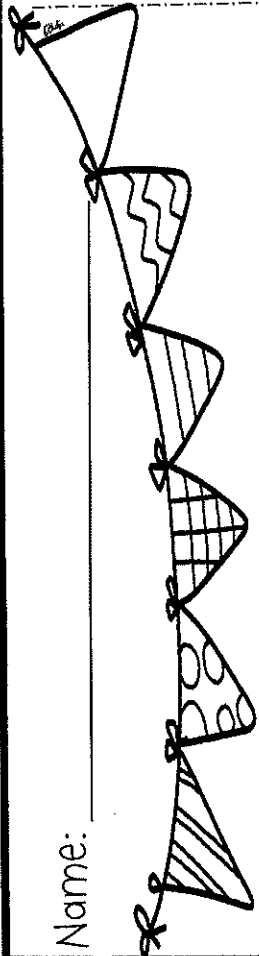
Write a story about something that made you mad. Then draw a picture to match it.

First, _____

Then, _____

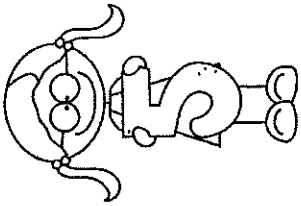
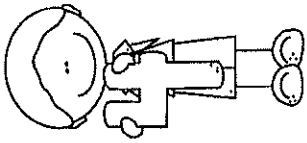
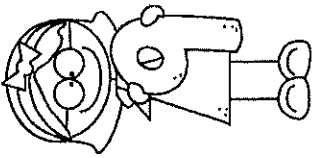
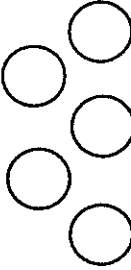


Last, _____

Name: _____



Math


Draw circles in each box to match each number.

Language Arts

Write the capital letter or lower case letter to match each letter shown.

a	J	b
I	r	H
D	e	Q
y	t	G

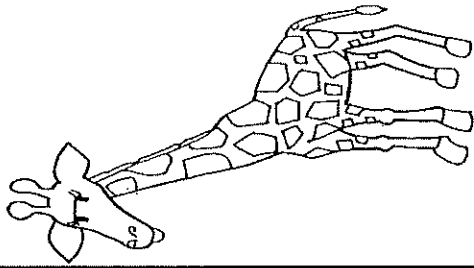


Reading

Read the story, then answer the questions.

The Giraffe

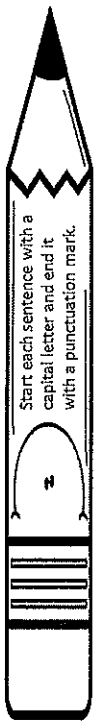
My mom took me to the zoo. I saw a tall giraffe. The giraffe had brown spots on it. We had lots of fun at the zoo.



1. Where did they go?

2. What did the giraffe have on it?

Writing



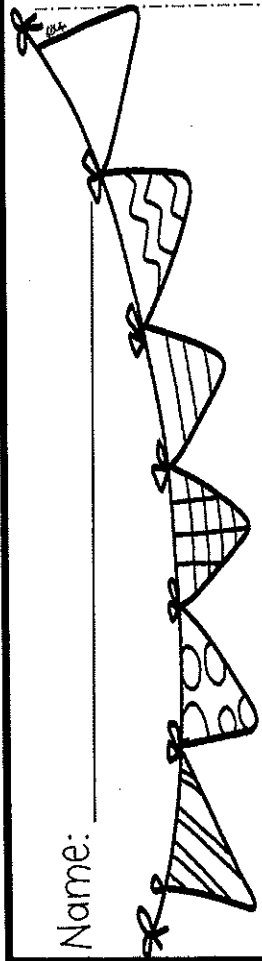
Write a story about something that made you sad. Then draw a picture to match your story.

First, _____

Then, _____


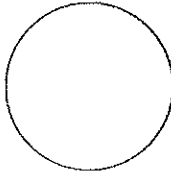

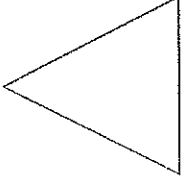
Last, _____

Name: _____




Math


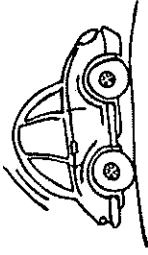

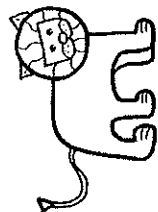
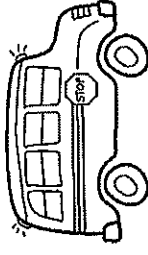

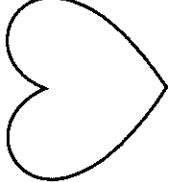

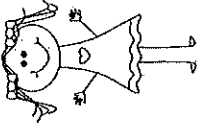
Write the name of the shape in each box.

triangle	circle	square	rectangle
			
_____	_____	_____	_____
_____	_____	_____	_____

Language Arts

Look at each picture. Write the missing beginning letter sound.




		
__tar	__ar	__encil
		
__ion	__us	__ish
		
__eart	__urtle	__irl

Reading

Read the story, then answer the questions.

The Party

Kim went to a party with Jen. Kim got Jen a balloon. The balloon was red. Kim and Jen had fun at the party.



1. Who went to a party with Jen?

2. What color was the balloon?

Writing



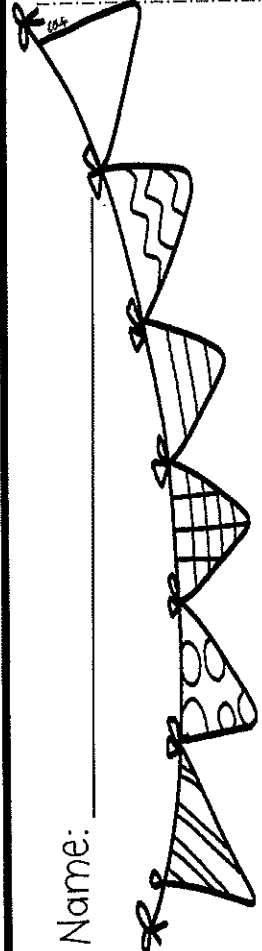
Write a story about something you want to do while on vacation. Then draw a picture to match your story.

First, _____

Then, _____

Last, _____

Name: _____



Math

Draw circles to add. Then write the sum.

○ ○ ○

$2 + 3 = \boxed{5}$

$1 + 3 = \boxed{}$

$3 + 0 = \boxed{}$



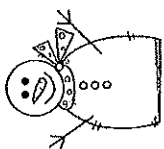
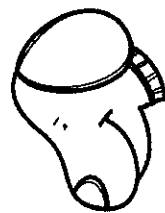
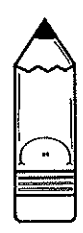

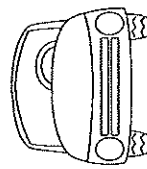

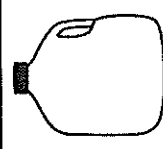
$0 + 5 = \boxed{}$

$1 + 1 = \boxed{}$

$1 + 0 = \boxed{}$

Language Arts

Look at each picture. Write the missing middle and ending letter sounds.

		
s _ n	elephan _	snowma _
		
d _ g	p _ ncil	bu _
		
ca _	c _ t	m _ lk

Reading

Read the story, then answer the questions.

Butterflies

Sam likes to play outside. When he sees a butterfly, he tries to run after it. The butterfly is good at flying fast.



1. What is the name of the boy?

2. What does he like to run after?

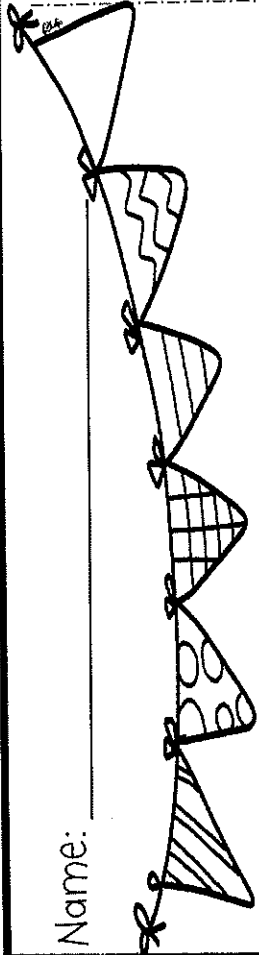
Writing

Start each sentence with a capital letter and end it with a punctuation mark.



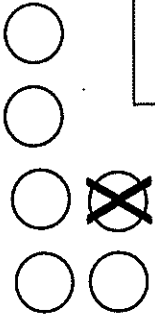
If you had a superpower, what would it be? Tell me what your superpower would be, why you chose that superpower, and what you would do with it. Then draw a picture to match what you wrote about.

Name: _____



Math

Cross out to subtract. Then write the difference.



$6 - 1 =$

5





$3 - 2 =$



$4 - 1 =$




$5 - 0 =$



$6 - 5 =$



$4 - 4 =$




Language Arts

Fix the sentences. Write each sentence correctly. Remember that sentences should start with a capital letter and end with a period.

the cat is big

it is sunny

we go to the park




Reading

Read the story, then answer the questions.

Duck in the Rain

The duck went for a walk on a rainy day. It put on its boots and hat. Then, the duck went outside and played in the puddles.



1. Who went for a walk?

2. What did the duck put on?

Writing

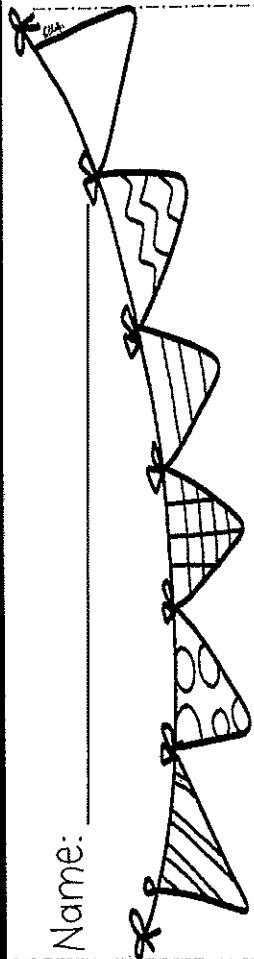
Start each sentence with a capital letter and end it with a punctuation mark.

Would you rather be invisible or be able to fly? Write about what you decide. Be sure to tell me at least 2 reasons why you chose that superpower. Then draw a picture to match what you wrote about.

I would rather _____

A large, empty rectangular box with a thin black border, intended for a student to draw a picture related to their writing.

Name: _____



Math


Draw circles to find the sum or difference.
Write the number sentence to match the picture.

Tom got 3 apples from the tree. Then he got 2 more apples. How many apples did Tom get in all?

$$\underline{\quad} + \underline{\quad} = \underline{\quad}$$





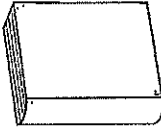




Jen had 5 balls to play with. She lost 2 of the balls. How many balls does Jen have left?

$$\underline{\quad} - \underline{\quad} = \underline{\quad}$$



Language Arts

Look at each picture. Write the missing letter sound.


		
c _ _ t	_ _ og	gu _ _
		
_ _ pple	boo _ _	d _ _ ck
		
f _ _ sh	_ _ all	bu _ _

Reading

Read the story, then answer the questions.

Fishing

My dad took me fishing at the lake. I got 3 little fish. My dad got 2 big fish. We had fun fishing at the lake.



1. Who took the kid to go fishing?

2. How many fish did the dad get?

Writing



Start each sentence with a capital letter and end it with a punctuation mark.

Write about something that you know how to do very well. Teach me how to do it. Then draw a picture of what you taught me to do.

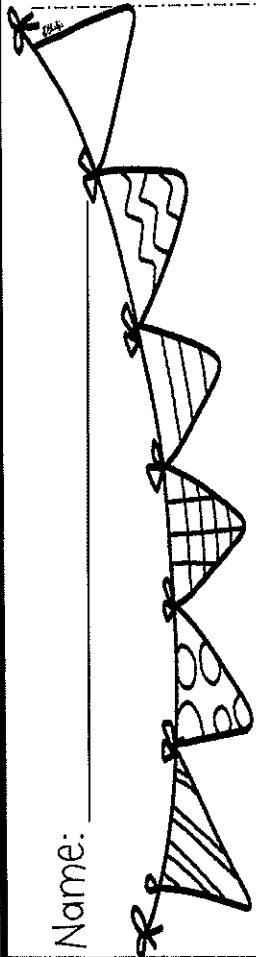
I am very good at _____

First, _____

Next, _____

Last, _____

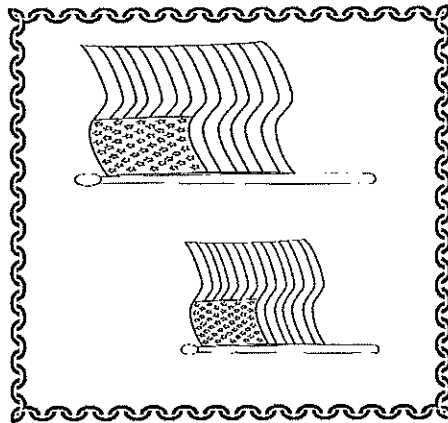

Name: _____



Math



Circle the taller item in each box.

Put an X on the shorter item in each box.



Circle the longer item in each box.

Put an X on the shorter item in each box.



Language Arts

Fix the sentences. Write each sentence correctly. Remember that sentences should start with a capital letter and end with a period.

i like to play

tom loves dogs

we run fast




Reading

Read the story, then answer the questions.

The Frog

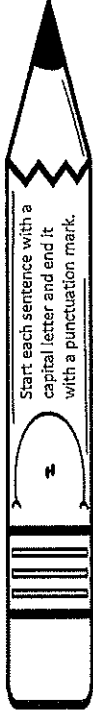
I saw a green frog when I went to the park. There was a fly in the sky. I saw the frog eat the fly.



1. Where was the fly?

2. What did the frog eat?

Writing



Write about an animal that you know a lot about. Be sure to include at least 3 facts (things that are real) when you are describing the animal. Then draw a picture to match what you wrote about.
